Work Material		F7030	VP15TF	UP20M	NX2525	NX4545	HTi10
P	Steel	◐	◐	◐	●	◐	
M	Stainless Steel	◔	◔	◔	○	◔	
K	Cast Iron		✠		●		◐
N	Non-ferrous Metal						◐
S	Heat-resistant Alloy, Titanium Alloy		◐				
H	Hardened Materials		◔				

Cutting Conditions (Guide):
●: Stable Cutting ◐: General Cutting ✠: Unstable Cutting

Honing:
E: Round F: Sharp

Shape	Order Number	Class	Honing	Coated F7030	Coated VP15TF	Coated UP20M	Cermet NX2525	Cermet NX4545	Carbide HTi10	Dimensions (mm) L1	L2	S1	F1	Re	Geometry
BAE	AEMW150304ER	M	E			★	●			15.875	9.525	3.18	–	0.4	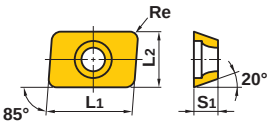
	150308ER	M	E			★	★			15.875	9.525	3.18	–	0.8	
	19T304ER	M	E			★	●			19.05	12.7	3.97	–	0.4	
	19T308ER	M	E			★	★			19.05	12.7	3.97	–	0.8	
BAP300	APGT1135PDFR-G2	G	F						●	11	6.35	3.5	1.2	0.8	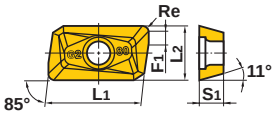
BAP400	APGT1604PDFR-G2	G	F						●	16.5	9.525	4.76	1.4	0.8	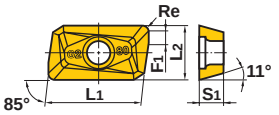
BAP300 SRM2 ➲K100	APMT1135PDER-H1	M	E	●	●		●	●	●	11	6.35	3.5	1.5	0.4	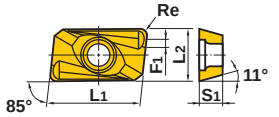
	1135PDER-H2	M	E	●	●		●	●	●	11	6.35	3.5	1.2	0.8	
	1135PDER-H3	M	E	●						11	6.35	3.5	0.8	1.2	
	1135PDER-H4	M	E	●						11	6.35	3.5	0.4	1.6	
	1135PDER-H6	M	E	●						11	6.35	3.5	0.4	2.4	
BAP400 SRM2 ➲K100	APMT1604PDER-H1	M	E	●			●			16.5	9.525	4.76	1.7	0.4	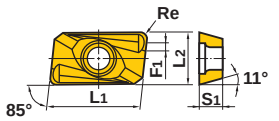
	1604PDER-H2	M	E	●	●		●	●	●	16.5	9.525	4.76	1.4	0.8	
	1604PDER-H4	M	E	●						16.5	9.525	4.76	0.4	1.6	
	1604PDER-H6	M	E	●						16.5	9.525	4.76	0.4	2.4	
	1604PDER-H8	M	E	●						16.5	9.525	4.76	0.4	3.2	
BAP300 SRM2 ➲K100	APMT1135PDER-M0	M	E	★						11	6.35	3.5	1.8	0.2	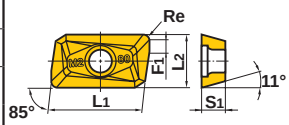
	1135PDER-M1	M	E	★						11	6.35	3.5	1.5	0.4	
	1135PDER-M2	M	E	●	●			●		11	6.35	3.5	1.2	0.8	
BAP400 SRM2 ➲K100	APMT1604PDER-M2	M	E	●	●			●		16.5	9.525	4.76	1.4	0.8	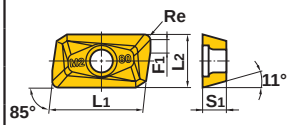

ROTATING INSERTS