












● Mini Solid Carbide Drills

Size Range (mm)	Hole Depth (L/d)	Drill Tolerance	Drill Type/ Series	Shape	Internal Coolant	Coating	Shank Type			Page Number	
							(whistle notch) DIN 6535HE	(cylindrical) DIN 6535HA	(cylindrical) *	Dimensions	Cutting Conditions
φ0.10-φ3.0	5-12	0 ~ -0.009	<b>MSE</b>			VP			●	D026	D029
	-	-	<b>MSP</b>	 *Pilot Drill for MSE		VP			●	D028	D029
φ0.70-φ3.0	-100	0 ~ -0.005	<b>MGS</b>		●				*	D090	D091
φ0.5-φ2.95	1	0 ~ -0.014	<b>MWS...SB</b>		●	VP			●	D033	D056
φ0.5-φ2.9	5	*	<b>MWS...LB</b>		●	VP			●	D033	D056
	12	*	<b>MWS...XB</b>		●	VP			●	D033	D056
φ1.0-φ2.95	20	*	<b>MWS...X20DB</b>		●	VP			●	D035	D056
	25	*	<b>MWS...X25DB</b>		●	VP			●	D035	D056
	30	*	<b>MWS...X30DB</b>		●	VP			●	D035	D056

\*Note: Manufacturers Standard. For more details please refer to the product page.

DRILLING  
DRILL NAVI  
DRILL SELECTION CHART - 1ST RECOMMENDATION FOR CAST IRON