






# DRILL NAVI




## DRILL SELECTION CHART



### ● Insert Drills

Size Range (mm)	Hole Depth (L/d)	Drill Tolerance	Drill Type/ Series	Shape	Internal Coolant	Coating	Shank Type		Page Number	
							(clamping face)	(cylindrical) *	Dimensions	Cutting Conditions
φ10.0-φ13.9	3	h8	<b>STAWSN</b>		●	VP	●		D148	D150
	5	h8	<b>STAWMN</b>		●	VP	●		D148	D150
φ14.0-φ30.4	3	h7	<b>TAWSN</b>		●	VP	●		D154	D162
	5	h7	<b>TAWMN</b>		●	VP	●		D154	D162
	8	h7	<b>TAWLN</b>		●	VP	●		D154	D162

### ● Indexable Drills

Size Range (mm)	Hole Depth (L/d)	Drill Tolerance	Drill Type/ Series	Shape	Internal Coolant	Coating	Shank Type		Page Number	
							(clamping face)	(cylindrical) *	Dimensions	Cutting Conditions
φ12.0-φ56.0	2	~φ14.5 (0~-0.10)	<b>TAFS</b>		●	VP	●		D166	D174
	3		<b>TAFM</b>		●	VP	●		D166	D174
	4	≥φ15.0 (0~-0.20)	<b>T AFL</b>		●	VP	●		D166	D174

\*Note: Manufacturers Standard. For more details please refer to the product page.

DRILL SELECTION CHART - 1ST RECOMMENDATION FOR STEEL

